


Roto-Hub-Rear-Disc-Brake-Kit

Installation Guide

for IRS, Short, and Long Swing Axle VW Transaxles
without Emergency Brake Cables



Step 1

Remove the drum brake assemblies including the backing plates and original emergency brake cables. Remove the axle seals and oil deflectors from the bearing/seal retainer caps. Don't throw anything away, you'll reuse your bearing/seal retainer caps and axle nuts. Install the thrust washer, o-ring, and axle spacer. The o-ring is used only on swing axles, the small o-ring is not used on IRS axles.




Step 2

Install the aluminum caliper bracket, and larger diameter o-ring onto the axle bearing flange.



Step 3

Place the paper gasket in position.




Step 4

Install the new oil deflector and axle seal into the bearing/seal retainer cap. Place the spacer shim in the bearing/seal retainer cap.



Step 5

Bolt the bearing/seal retainer cap into position. Torque the bolts to 24 lbs.



Step 6

Slide the Roto Hub onto the axle. Torque the axle nut to 250 lbs. Install the cotter pin.